

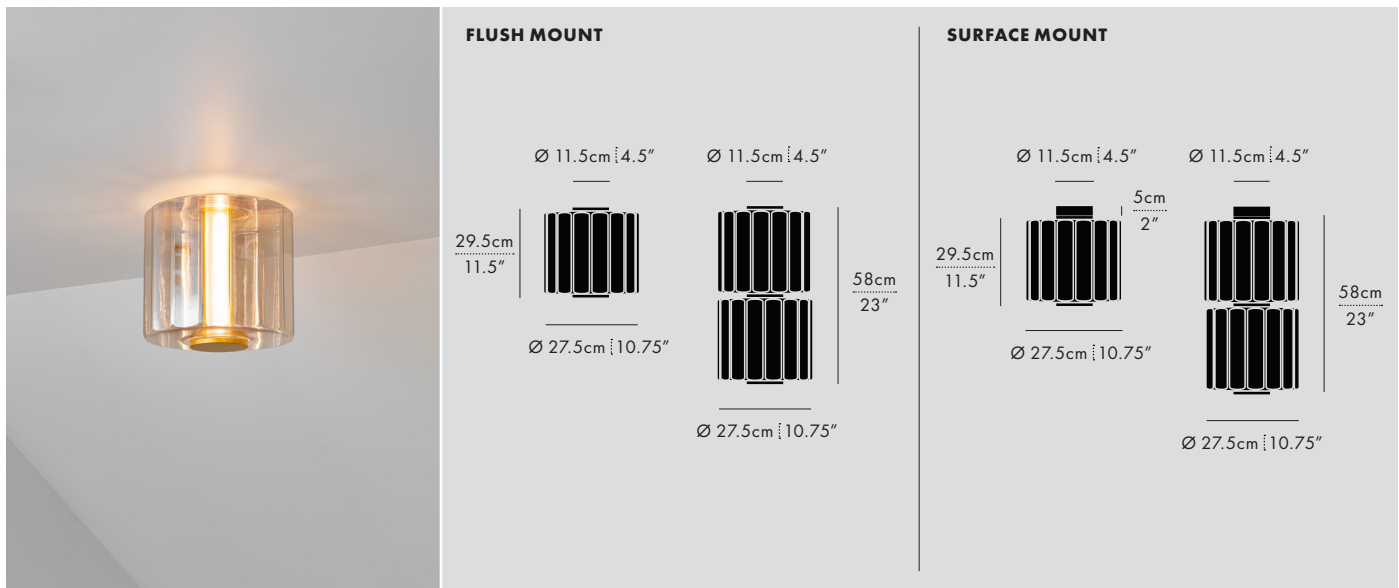
COLUMN 300 – C

CEILING / DESIGNER: LUKAS PEET / 2024

A-N-D

MANUFACTURED IN CANADA

A-N-D.COM



COL-300-1-C-AMB-27-ELV-120-REM

VISIT A-N-D.COM FOR 3D MODELS INCLUDING REVIT/IES.

DESCRIPTION

The Column conveys order, symmetry and magnificence. Configured as a ceiling-mounted luminaire, it is distinguished by refined proportions in one or two modules.

TYPE

Ceiling

DIMENSIONS (PER 1 UNIT)

- Luminaire:
Ø 27.5 x 29.5cm / Ø 10.75" x 11.5"
Weight: 5.3kg / 11.7lbs

MOUNTING OPTIONS

- Flush Mount (remote power supply)
- Surface Mount (power supply in canopy)
- * SEE INSTALL INSTRUCTIONS FOR MORE DETAILS

CERTIFICATIONS

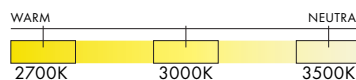


* APPLICATION: DRY INDOOR LOCATION ONLY

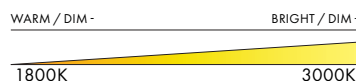
TECHNICAL INFORMATION

- Input Voltage:
110–120V, 220–240V, 110–277V
- Lamping:
12W 24V DC LED (PER UNIT)
CRI 90+, 50,000 hours
- Lumens:
711 lumens delivered (PER UNIT)
- Power Supply:
Phase dimming, 0–10V,
DALI (6" canopy or remote)

COLOUR TEMPERATURE OPTIONS



DIM TO WARM



MATERIALS

- Glass
- Aluminum

FINISHES



SERIES	SIZE	UNIT	TYPE	FINISH	CCT	PS	VOLTAGE IN	CANOPY
COL	300	<input type="checkbox"/> 1	C	<input type="checkbox"/> CBN (CARBON)	<input type="checkbox"/> 27 (2700K)	<input type="checkbox"/> ELV	<input type="checkbox"/> 120	<input type="checkbox"/> REM (REMOTE)
		<input type="checkbox"/> 2		<input type="checkbox"/> IVO (IVORY)	<input type="checkbox"/> 30 (3000K)	<input type="checkbox"/> 010	<input type="checkbox"/> 230	<input type="checkbox"/> SUR (SURFACE MOUNT)
				<input type="checkbox"/> AMB (AMBER)	<input type="checkbox"/> 35 (3500K)	<input type="checkbox"/> DALI	<input type="checkbox"/> 277*	
				<input type="checkbox"/> DW (DIM TO WARM)				

*277 ONLY AVAILABLE WITH 010

