

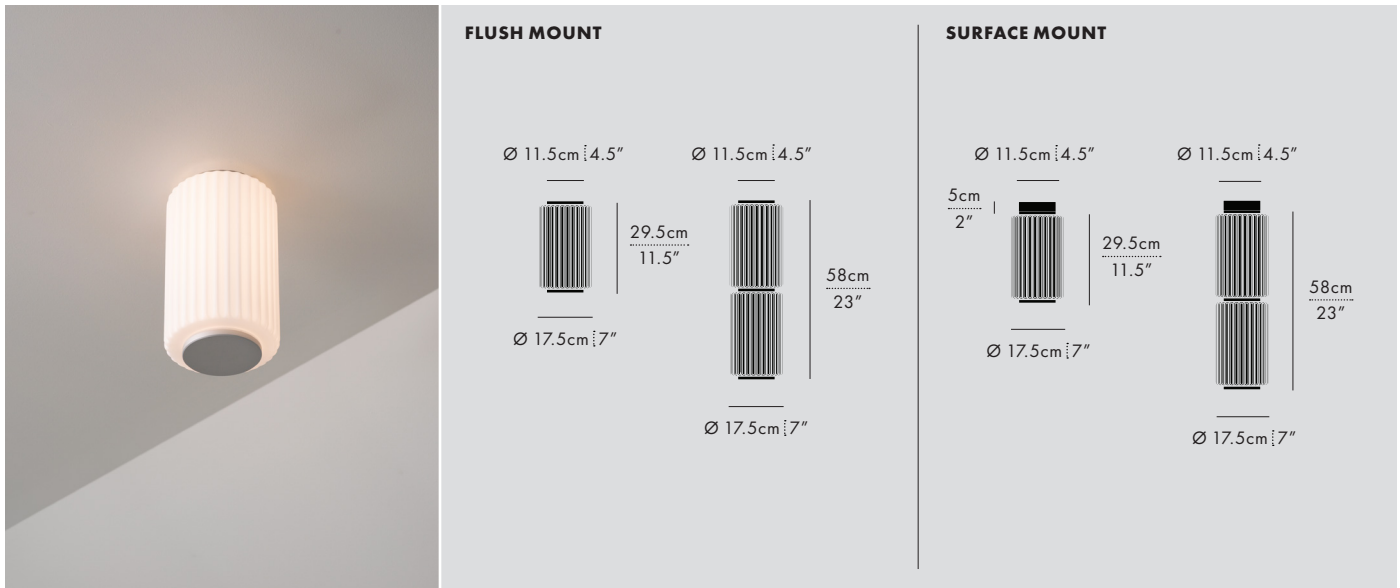
COLUMN 175 – C

CEILING / DESIGNER: LUKAS PEET / 2024

A-N-D

MANUFACTURED IN CANADA

A-N-D.COM



COL-175-1-C-IVO-27-ELV-120-REM

VISIT [A-N-D.COM](https://www.a-n-d.com) FOR 3D MODELS INCLUDING REVIT/IES.

DESCRIPTION

The Column conveys order, symmetry and magnificence. Configured as a ceiling-mounted luminaire, it is distinguished by refined proportions in one or two modules.

TYPE

Ceiling

DIMENSIONS (PER 1 UNIT)

- Luminaire:
Ø 17.5 x 29.5cm / Ø 7" x 11.5"
Weight: 3.6kg / 7.9lbs

MOUNTING OPTIONS

- Flush Mount (remote power supply)
- Surface Mount (power supply in canopy)
- * SEE INSTALL INSTRUCTIONS FOR MORE DETAILS

CERTIFICATIONS

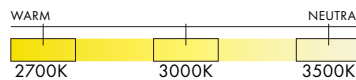


* APPLICATION: DRY INDOOR LOCATION ONLY

TECHNICAL INFORMATION

- Input Voltage:
110–120V, 220–240V, 110–277V
- Lamping:
12W 24V DC LED (PER UNIT)
CRI 90+, 50,000 hours
- Lumens:
711 lumens delivered (PER UNIT)
- Power Supply:
Phase dimming, 0–10V,
DALI (6" canopy or remote)

COLOUR TEMPERATURE OPTIONS




DIM TO WARM



MATERIALS

- Glass
- Aluminum

FINISHES



| SERIES | SIZE | UNIT | TYPE | FINISH | CCT | PS | VOLTAGE IN | CANOPY |
|--------|------|----------------------------|------|---|-------------------------------------|-------------------------------|-------------------------------|--|
| COL | 175 | <input type="checkbox"/> 1 | C | <input type="checkbox"/> CBN (CARBON) | <input type="checkbox"/> 27 (2700K) | <input type="checkbox"/> ELV | <input type="checkbox"/> 120 | <input type="checkbox"/> REM (REMOTE) |
| | | <input type="checkbox"/> 2 | | <input type="checkbox"/> IVO (IVORY) | <input type="checkbox"/> 30 (3000K) | <input type="checkbox"/> 010 | <input type="checkbox"/> 230 | <input type="checkbox"/> SUR (SURFACE MOUNT) |
| | | | | <input type="checkbox"/> AMB (AMBER) | <input type="checkbox"/> 35 (3500K) | <input type="checkbox"/> DALI | <input type="checkbox"/> 277* | |
| | | | | <input type="checkbox"/> DW (DIM TO WARM) | | | | |

*277 ONLY AVAILABLE WITH 010

