

# PEBBLE CHANDELIER 3 – P

PENDANT / DESIGNER: LUKAS PEET / 2021

**A-N-D**

MANUFACTURED IN CANADA

A-N-D.COM



PEB-CHA-3-P-HE-AS-SM-300-UNV-120/277

VISIT [A-N-D.COM](http://A-N-D.COM) FOR 3D MODELS INCLUDING REVIT/IES.

## DESCRIPTION

Exquisite compositions of Pebble Pendants create radiant chandeliers emphasizing range and grandeur as they inhabit a space.

## TYPE

Pendant Chandelier

## PENDANT DIMENSIONS

- Ø 35cm / 13.75"
- Weight: 5kg / 11lbs

## GLASS FINISHES




ASSORTED "AS"

Glass is hand blown, variations in form, colour and size may occur.

## TECHNICAL INFORMATION

- Input Voltage: 110–277V, 220–240V
- Lamping: 3 x Integral 14W 2700K LED, 90+ CRI, 50,000 hours
- Lumens: 3 x 1038 lumens delivered (pearl glass)
- Power Supply: TRIAC/0-10V, DALI

## COLOUR TEMPERATURE



## CERTIFICATIONS



\* APPLICATION: DRY INDOOR LOCATION ONLY

## MATERIALS

- Glass
- Aluminum

## CANOPY DIMENSIONS

- Ø 69cm / 27"
- Canopy weight: 11kg / 25lbs
- Hang weight: 26kg / 58lbs

## CANOPY FINISHES



FOR CUSTOM FINISHES, PLEASE INQUIRE.

## CUSTOM AVAILABLE

Pebble Chandelier can be expanded further than the shown options. For custom arrangements and special projects, please contact [info@a-n-d.com](mailto:info@a-n-d.com)

# PEBBLE CHANDELIER 3 – P

**A-N-D**

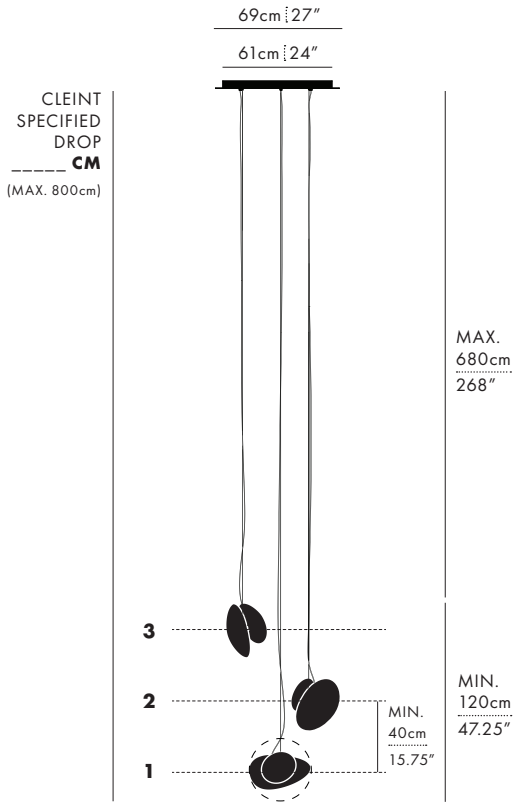
MANUFACTURED IN CANADA

A-N-D.COM

PENDANT / DESIGNER: LUKAS PEET / 2021

## HELIX

PEB-CHA-3-P-HE-\_\_\_\_\_



SERIES	MODEL	TYPE	ARRANGEMENT	GLASS FINISH	CANOPY FINISH	SPECIFIED DROP	PS	VOLTAGE IN
PEB	CHA-3	P	<input type="checkbox"/> HE (HELIX)	<input type="checkbox"/> PL (ALL PEARL) <input type="checkbox"/> SL (ALL SLATE) <input type="checkbox"/> CI (ALL CITRINE) <input type="checkbox"/> AS (ASSORTED)	<input type="checkbox"/> WH (WHITE SANDEX) <input type="checkbox"/> BK (BLACK SANDEX) <input type="checkbox"/> SM (SATIN METAL)	<input type="checkbox"/> _____ CM (please specify drop height in centimeters)	<input type="checkbox"/> UNV <input type="checkbox"/> DAL	<input type="checkbox"/> 120/277 <input type="checkbox"/> 230




# PEBBLE CHANDELIER 4 – P

PENDANT / DESIGNER: LUKAS PEET / 2021

**A-N-D**

MANUFACTURED IN CANADA

A-N-D.COM



PEB-CHA-3-P-HE-AS-SM-300-UNV-120/277

VISIT [A-N-D.COM](http://A-N-D.COM) FOR 3D MODELS INCLUDING REVIT/IES.

## DESCRIPTION

Exquisite compositions of Pebble Pendants create radiant chandeliers emphasizing range and grandeur as they inhabit a space.

## TYPE

Pendant Chandelier

## PENDANT DIMENSIONS

- Ø 35cm / 13.75"
- Weight: 5kg / 11lbs


## GLASS FINISHES



PEARL "PL"



SLATE "SL"



CITRINE "CI"




ASSORTED "AS"

Glass is hand blown, variations in form, colour and size may occur.

## TECHNICAL INFORMATION

- Input Voltage:  
110–277V, 220–240V
- Lamping:  
4 x Integral 14W 2700K LED  
90+ CRI, 50,000 hours
- Lumens:  
4 x 1038 lumens delivered (pearl glass)
- Power Supply:  
TRIAC/0-10V, DALI

## COLOUR TEMPERATURE



## CERTIFICATIONS



\* APPLICATION: DRY INDOOR LOCATION ONLY

## MATERIALS

- Glass
- Aluminum

## CANOPY DIMENSIONS

- Ø 69cm / 27"
- Canopy weight: 11kg / 25lbs
- Hang weight: 31kg / 69lbs

## CANOPY FINISHES



WHITE (WH)



BLACK (BK)



SATIN METAL (SM)



FOR CUSTOM FINISHES,  
PLEASE INQUIRE.

## CUSTOM AVAILABLE

Pebble Chandelier can be expanded further than the shown options.

For custom arrangements and special projects, please contact [info@a-n-d.com](mailto:info@a-n-d.com)

# PEBBLE CHANDELIER 4 - P

PENDANT / DESIGNER: LUKAS PEET / 2021

# A-N-D

MANUFACTURED IN CANADA

A-N-D.COM

## HELIX

PEB-CHA-4-P-HE- - - - - -

## DOUBLE HELIX

PEB-CHA-4-P-DH- - - - -

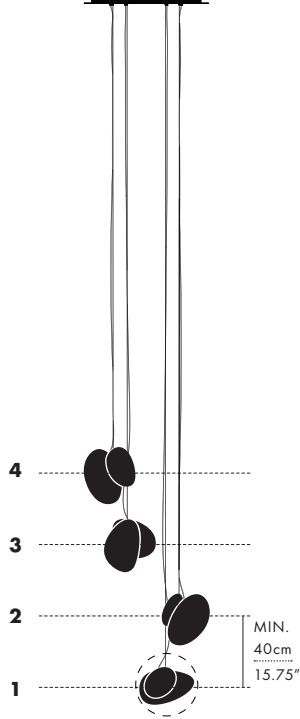
## CLUSTER

PEB-CHA-4-P-CL- - - - - -



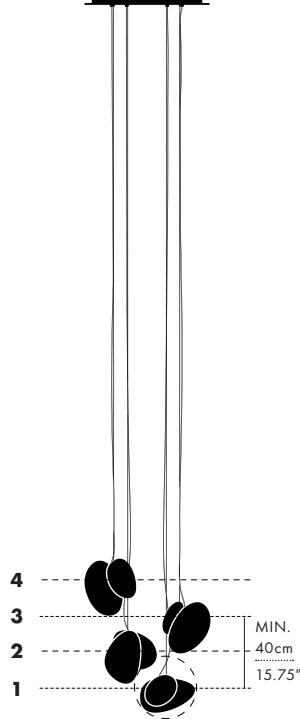
CLEINT  
SPECIFIED  
DROP  
----- **CM**  
(MAX. 800cm)

69cm [27"  
61cm [24"



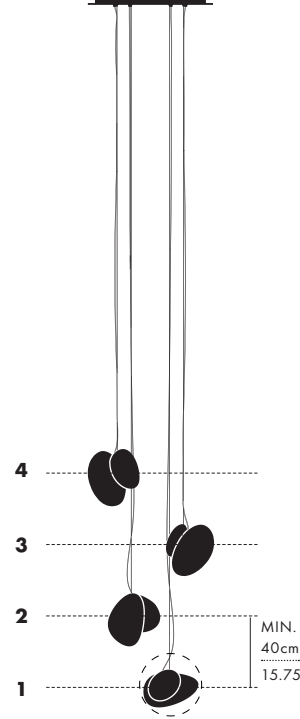
CLEINT  
SPECIFIED  
DROP  
----- **CM**  
(MAX. 800cm)

69cm [27"  
61cm [24"



CLEINT  
SPECIFIED  
DROP  
----- **CM**  
(MAX. 800cm)

69cm [27"  
61cm [24"



SERIES	MODEL	TYPE	ARRANGEMENT	GLASS FINISH	CANOPY FINISH	SPECIFIED DROP	PS	VOLTAGE IN
PEB	CHA-4	P	<input type="checkbox"/> HE (HELIX) <input type="checkbox"/> DH (DOUBLE HELIX) <input type="checkbox"/> CL (CLUSTER)	<input type="checkbox"/> PL (ALL PEARL) <input type="checkbox"/> SL (ALL SLATE) <input type="checkbox"/> CI (ALL CITRINE) <input type="checkbox"/> AS (ASSORTED)	<input type="checkbox"/> WH (WHITE SANDTEX) <input type="checkbox"/> BK (BLACK SANDTEX) <input type="checkbox"/> SM (SATIN METAL)	<input type="checkbox"/> ----- <b>CM</b> (please specify drop height in centimeters)	<input type="checkbox"/> UNV <input type="checkbox"/> DAL	<input type="checkbox"/> 120/277 <input type="checkbox"/> 230



# PEBBLE CHANDELIER 5 – P

PENDANT / DESIGNER: LUKAS PEET / 2021

# A-N-D

MANUFACTURED IN CANADA

A-N-D.COM



PEB-CHA-3-P-HE-AS-SM-300-UNV-120/277

VISIT [A-N-D.COM](http://A-N-D.COM) FOR 3D MODELS INCLUDING REVIT/IES.

## DESCRIPTION

Exquisite compositions of Pebble Pendants create radiant chandeliers emphasizing range and grandeur as they inhabit a space.

## TYPE

Pendant Chandelier

## PENDANT DIMENSIONS

- Ø 35cm / 13.75"
- Weight: 5kg / 11lbs

## GLASS FINISHES



PEARL "PL"

SLATE "SL"

CITRINE "CI"



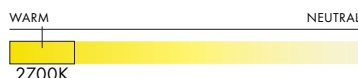
ASSORTED "AS"

Glass is hand blown, variations in form, colour and size may occur.

## TECHNICAL INFORMATION

- Input Voltage: 110–277V, 220–240V
- Lamping: 5 x Integral 14W 2700K LED, 90+ CRI, 50,000 hours
- Lumens: 5 x 1038 lumens delivered (pearl glass)
- Power Supply: TRIAC/0-10V, DALI

## COLOUR TEMPERATURE



## CERTIFICATIONS



\* APPLICATION: DRY INDOOR LOCATION ONLY

## MATERIALS

- Glass
- Aluminum

## CANOPY DIMENSIONS

- Ø 69cm / 27"
- Canopy weight: 11kg / 25lbs
- Hang weight: 36kg / 80lbs

## CANOPY FINISHES



WHITE (WH)

BLACK (BK)

SATIN METAL (SM)



FOR CUSTOM FINISHES, PLEASE INQUIRE.

## CUSTOM AVAILABLE

Pebble Chandelier can be expanded further than the shown options. For custom arrangements and special projects, please contact [info@a-n-d.com](mailto:info@a-n-d.com)

# PEBBLE CHANDELIER 5 – P

**A-N-D**

MANUFACTURED IN CANADA

A-N-D.COM

PENDANT / DESIGNER: LUKAS PEET / 2021

## HELIX

PEB-CHA-5-P-HE-\_\_\_\_\_

## DOUBLE HELIX

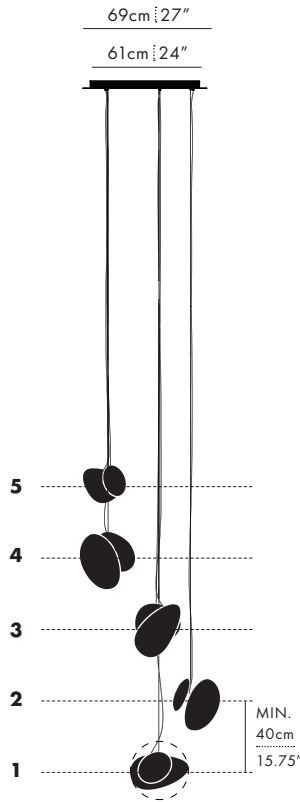
PEB-CHA-5-P-HE-\_\_\_\_\_

## CLUSTER

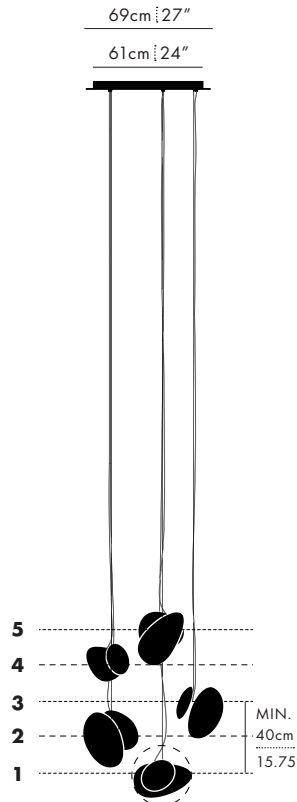
PEB-CHA-5-P-CL-\_\_\_\_\_



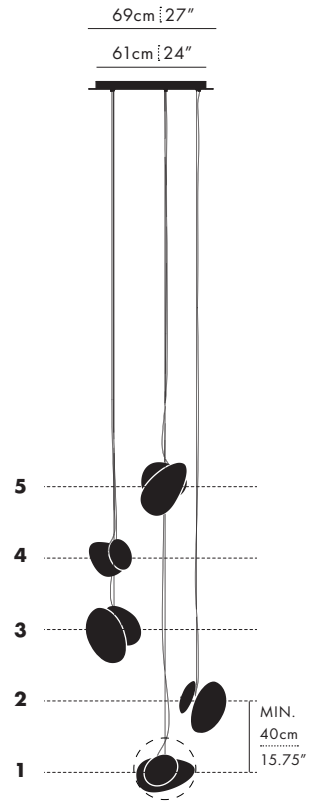
CLEINT  
SPECIFIED  
DROP  
\_\_\_\_\_ **CM**  
(MAX. 800cm)



CLEINT  
SPECIFIED  
DROP  
\_\_\_\_\_ **CM**  
(MAX. 800cm)



CLEINT  
SPECIFIED  
DROP  
\_\_\_\_\_ **CM**  
(MAX. 800cm)



SERIES	MODEL	TYPE	ARRANGEMENT	GLASS FINISH	CANOPY FINISH	SPECIFIED DROP	PS	VOLTAGE IN
PEB	CHA-5	P	<input type="checkbox"/> HE (HELIX) <input type="checkbox"/> DH (DOUBLE HELIX) <input type="checkbox"/> CL (CLUSTER)	<input type="checkbox"/> PL (ALL PEARL) <input type="checkbox"/> SL (ALL SLATE) <input type="checkbox"/> CI (ALL CITRINE) <input type="checkbox"/> AS (ASSORTED)	<input type="checkbox"/> WH (WHITE SANDTEX) <input type="checkbox"/> BK (BLACK SANDTEX) <input type="checkbox"/> SM (SATIN METAL)	<input type="checkbox"/> _____ <b>CM</b> (please specify drop height in centimeters)	<input type="checkbox"/> UNV <input type="checkbox"/> DAL	<input type="checkbox"/> 120/277 <input type="checkbox"/> 230




# PEBBLE CHANDELIER 6 – P

PENDANT / DESIGNER: LUKAS PEET / 2021

# A-N-D

MANUFACTURED IN CANADA

A-N-D.COM



PEB-CHA-3-P-HE-AS-SM-300-UNV-120/277

VISIT [A-N-D.COM](http://A-N-D.COM) FOR 3D MODELS INCLUDING REVIT/IES.

## DESCRIPTION

Exquisite compositions of Pebble Pendants create radiant chandeliers emphasizing range and grandeur as they inhabit a space.

## TYPE

Pendant Chandelier

## PENDANT DIMENSIONS

- Ø 35cm / 13.75"
- Weight: 5kg / 11lbs

## GLASS FINISHES



PEARL "PL"

SLATE "SL"

CITRINE "CI"




ASSORTED "AS"

Glass is hand blown, variations in form, colour and size may occur.

## TECHNICAL INFORMATION

- Input Voltage: 110–277V, 220–240V
- Lamping: 6 x Integral 14W 2700K LED, 90+ CRI, 50,000 hours
- Lumens: 6 x 1038 lumens delivered (pearl glass)
- Power Supply: TRIAC/0-10V, DALI

## COLOUR TEMPERATURE



## CERTIFICATIONS



\* APPLICATION: DRY INDOOR LOCATION ONLY

## MATERIALS

- Glass
- Aluminum

## CANOPY DIMENSIONS

- Ø 69cm / 27"
- Canopy weight: 11kg / 25lbs
- Hang weight: 41kg / 91lbs

## CANOPY FINISHES



WHITE (WH)

BLACK (BK)

SATIN METAL (SM)



FOR CUSTOM FINISHES, PLEASE INQUIRE.

## CUSTOM AVAILABLE

Pebble Chandelier can be expanded further than the shown options.

For custom arrangements and special projects, please contact [info@a-n-d.com](mailto:info@a-n-d.com)

# PEBBLE CHANDELIER 6 – P

**A-N-D**

MANUFACTURED IN CANADA

A-N-D.COM

PENDANT / DESIGNER: LUKAS PEET / 2021

## HELIX

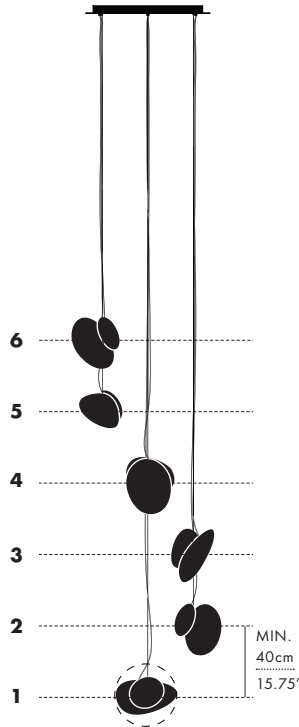
PEB-CHA-6-P-HE- - - - - -



69cm | 27"

61cm | 24"


CLEINT  
SPECIFIED  
DROP  
-----  
**CM**  
(MAX. 800cm)



MIN.  
40cm  
15.75"

## DOUBLE HELIX

PEB-CHA-6-P-DH- - - - -

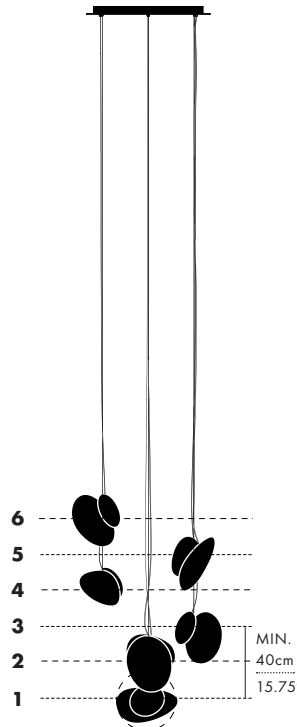


69cm | 27"

61cm | 24"

CLEINT  
SPECIFIED  
DROP  
-----  
**CM**  
(MAX. 800cm)

MAX.  
560cm  
220.5"



MIN.  
40cm  
15.75"

## CLUSTER

PEB-CHA-6-P-CL- - - - - -

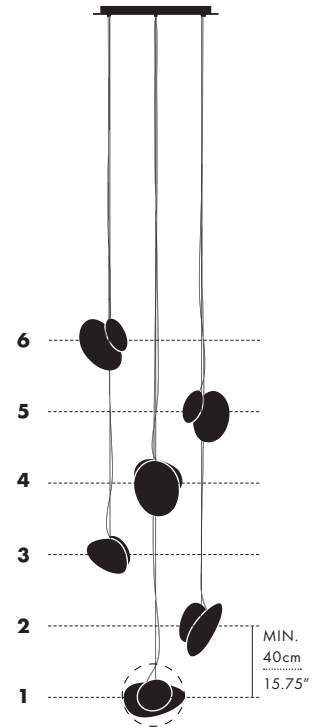


69cm | 27"

61cm | 24"

CLEINT  
SPECIFIED  
DROP  
-----  
**CM**  
(MAX. 800cm)

MAX.  
660cm  
260"



MIN.  
40cm  
15.75"

MAX.  
560cm  
220.5"

MIN.  
240cm  
94.5"

SERIES	MODEL	TYPE	ARRANGEMENT	GLASS FINISH	CANOPY FINISH	SPECIFIED DROP	PS	VOLTAGE IN
PEB	CHA-6	P	<input type="checkbox"/> HE (HELIX) <input type="checkbox"/> DH (DOUBLE HELIX) <input type="checkbox"/> CL (CLUSTER)	<input type="checkbox"/> PL (ALL PEARL) <input type="checkbox"/> SL (ALL SLATE) <input type="checkbox"/> CI (ALL CITRINE) <input type="checkbox"/> AS (ASSORTED)	<input type="checkbox"/> WH (WHITE SANDEXT) <input type="checkbox"/> BK (BLACK SANDEXT) <input type="checkbox"/> SM (SATIN METAL)	<input type="checkbox"/> _____ <b>CM</b> (please specify drop height in centimeters)	<input type="checkbox"/> UNV <input type="checkbox"/> DAL	<input type="checkbox"/> 120/277 <input type="checkbox"/> 230



# PEBBLE CHANDELIER 7 – P

PENDANT / DESIGNER: LUKAS PEET / 2021

**A-N-D**

MANUFACTURED IN CANADA

A-N-D.COM



PEB-CHA-3-P-HE-AS-SM-300-UNV-120/277

VISIT [A-N-D.COM](http://A-N-D.COM) FOR 3D MODELS INCLUDING REVIT/IES.

## DESCRIPTION

Exquisite compositions of Pebble Pendants create radiant chandeliers emphasizing range and grandeur as they inhabit a space.

## TYPE

Pendant Chandelier

## PENDANT DIMENSIONS

- Ø 35cm / 13.75"
- Weight: 5kg / 11lbs

## GLASS FINISHES



PEARL "PL"

SLATE "SL"

CITRINE "CI"




ASSORTED "AS"

Glass is hand blown, variations in form, colour and size may occur.

## TECHNICAL INFORMATION

- Input Voltage:  
110–277V, 220–240V
- Lamping:  
7 x Integral 14W 2700K LED  
90+ CRI, 50,000 hours
- Lumens:  
7 x 1038 lumens delivered (pearl glass)
- Power Supply:  
TRIAC/0-10V, DALI

## COLOUR TEMPERATURE



## CERTIFICATIONS



\* APPLICATION: DRY INDOOR LOCATION ONLY

## MATERIALS

- Glass
- Aluminum

## CANOPY DIMENSIONS

- Ø 96cm / 37.5"
- Canopy weight: 22kg / 49lbs
- Hang weight: 57kg / 126lbs

## CANOPY FINISHES



WHITE (WH)

BLACK (BK)

SATIN METAL (SM)



FOR CUSTOM FINISHES,  
PLEASE INQUIRE.

## CUSTOM AVAILABLE

Pebble Chandelier can be expanded further than the shown options.

For custom arrangements and special projects, please contact [info@a-n-d.com](mailto:info@a-n-d.com)



# PEBBLE CHANDELIER 8 – P

PENDANT / DESIGNER: LUKAS PEET / 2021

**A-N-D**

MANUFACTURED IN CANADA

A-N-D.COM



PEB-CHA-3-P-HE-AS-SM-300-UNV-120/277

VISIT [A-N-D.COM](http://A-N-D.COM) FOR 3D MODELS INCLUDING REVIT/IES.

## DESCRIPTION

Exquisite compositions of Pebble Pendants create radiant chandeliers emphasizing range and grandeur as they inhabit a space.

## TYPE

Pendant Chandelier

## PENDANT DIMENSIONS

- Ø 35cm / 13.75"
- Weight: 5kg / 11lbs

## GLASS FINISHES



PEARL "PL"

SLATE "SL"

CITRINE "CI"




ASSORTED "AS"

Glass is hand blown, variations in form, colour and size may occur.

## TECHNICAL INFORMATION

- Input Voltage: 110–277V, 220–240V
- Lamping: 8 x Integral 14W 2700K LED, 90+ CRI, 50,000 hours
- Lumens: 8 x 1038 lumens delivered (pearl glass)
- Power Supply: TRIAC/0-10V, DALI

## COLOUR TEMPERATURE



## CERTIFICATIONS



\* APPLICATION: DRY INDOOR LOCATION ONLY

## MATERIALS

- Glass
- Aluminum

## CANOPY DIMENSIONS

- Ø 96cm / 37.5"
- Canopy weight: 22kg / 49lbs
- Hang weight: 62kg / 137lbs

## CANOPY FINISHES



WHITE (WH)

BLACK (BK)

SATIN METAL (SM)



FOR CUSTOM FINISHES, PLEASE INQUIRE.

## CUSTOM AVAILABLE

Pebble Chandelier can be expanded further than the shown options.

For custom arrangements and special projects, please contact [info@a-n-d.com](mailto:info@a-n-d.com)

# PEBBLE CHANDELIER 8 – P

PENDANT / DESIGNER: LUKAS PEET / 2021

**A-N-D**

MANUFACTURED IN CANADA

A-N-D.COM

## HELIX

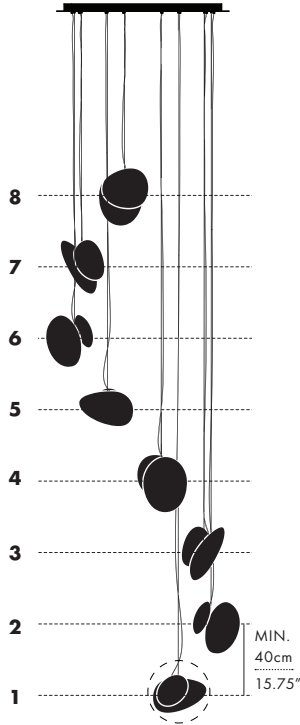
PEB-CHA-8-P-HE-\_\_\_\_\_



96cm | 37.8"

88cm | 34.6"

CLEINT  
SPECIFIED  
DROP  
\_\_\_\_\_ **CM**  
(MAX. 800cm)




CLEINT  
SPECIFIED  
DROP  
\_\_\_\_\_ **CM**  
MAX. 520cm  
205" (MAX. 800cm)

MIN.  
280cm  
110"

## DOUBLE HELIX

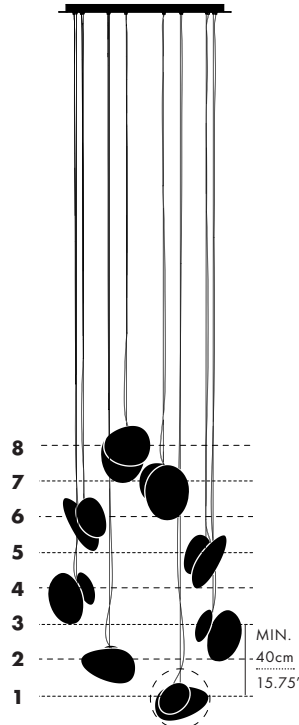
PEB-CHA-8-P-DH-\_\_\_\_\_



96cm | 37.8"

88cm | 34.6"

CLEINT  
SPECIFIED  
DROP  
\_\_\_\_\_ **CM**  
(MAX. 800cm)



MAX.  
620cm  
244"

MIN.  
180cm  
70.75"

MIN.  
40cm  
15.75"

## CLUSTER

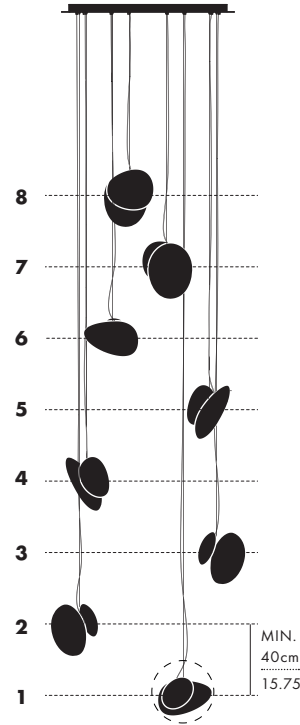
PEB-CHA-8-P-CL-\_\_\_\_\_



96cm | 37.8"

88cm | 34.6"

MAX.  
520cm  
205"



MIN.  
280cm  
110"

MIN.  
40cm  
15.75"

SERIES	MODEL	TYPE	ARRANGEMENT	GLASS FINISH	CANOPY FINISH	SPECIFIED DROP	PS	VOLTAGE IN
PEB	CHA-8	P	<input type="checkbox"/> HE (HELIX) <input type="checkbox"/> DH (DOUBLE HELIX) <input type="checkbox"/> CL (CLUSTER)	<input type="checkbox"/> PL (ALL PEARL) <input type="checkbox"/> SL (ALL SLATE) <input type="checkbox"/> CI (ALL CITRINE) <input type="checkbox"/> AS (ASSORTED)	<input type="checkbox"/> WH (WHITE SANDTEX) <input type="checkbox"/> BK (BLACK SANDTEX) <input type="checkbox"/> SM (SATIN METAL)	<input type="checkbox"/> _____ <b>CM</b> (please specify drop height in centimeters)	<input type="checkbox"/> UNV <input type="checkbox"/> DAL	<input type="checkbox"/> 120/277 <input type="checkbox"/> 230



# PEBBLE CHANDELIER 9 – P

PENDANT / DESIGNER: LUKAS PEET / 2021

**A-N-D**

MANUFACTURED IN CANADA

A-N-D.COM



PEB-CHA-3-P-HE-AS-SM-300-UNV-120/277

VISIT [A-N-D.COM](http://A-N-D.COM) FOR 3D MODELS INCLUDING REVIT/IES.

## DESCRIPTION

Exquisite compositions of Pebble Pendants create radiant chandeliers emphasizing range and grandeur as they inhabit a space.

## TYPE

Pendant Chandelier

## PENDANT DIMENSIONS

- Ø 35cm / 13.75"
- Weight: 5kg / 11lbs

## GLASS FINISHES



PEARL "PL"

SLATE "SL"

CITRINE "CI"




ASSORTED "AS"

Glass is hand blown, variations in form, colour and size may occur.

## TECHNICAL INFORMATION

- Input Voltage: 110–277V, 220–240V
- Lamping: 9 x Integral 14W 2700K LED, 90+ CRI, 50,000 hours
- Lumens: 9 x 1038 lumens delivered (pearl glass)
- Power Supply: TRIAC/0-10V, DALI

## COLOUR TEMPERATURE



## CERTIFICATIONS



\* APPLICATION: DRY INDOOR LOCATION ONLY

## MATERIALS

- Glass
- Aluminum

## CANOPY DIMENSIONS

- Ø 96cm / 37.5"
- Canopy weight: 22kg / 49lbs
- Hang weight: 67kg / 148lbs

## CANOPY FINISHES



WHITE (WH)

BLACK (BK)

SATIN METAL (SM)



FOR CUSTOM FINISHES, PLEASE INQUIRE.

## CUSTOM AVAILABLE

Pebble Chandelier can be expanded further than the shown options.

For custom arrangements and special projects, please contact [info@A-n-d.com](mailto:info@A-n-d.com)

# PEBBLE CHANDELIER 9 – P

PENDANT / DESIGNER: LUKAS PEET / 2021

# A-N-D

MANUFACTURED IN CANADA

A-N-D.COM

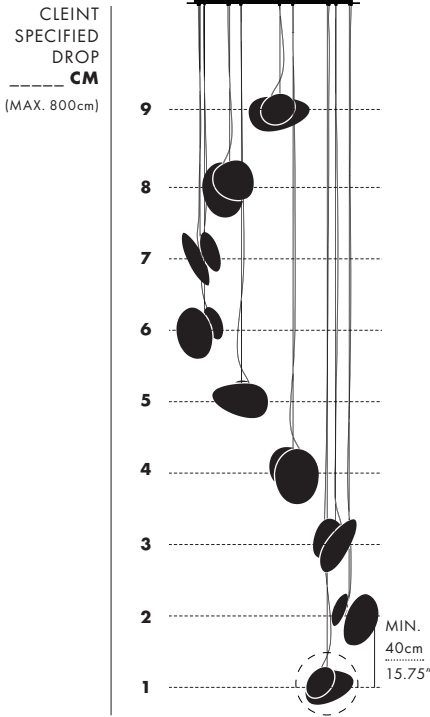
## HELIX

PEB-CHA-9-P-HE- - - - - -



96cm | 37.8"

88cm | 34.6"




MAX. 440cm  
173.25"

CLEINT SPECIFIED DROP  
----- CM  
(MAX. 800cm)

MIN. 360cm  
141.75"

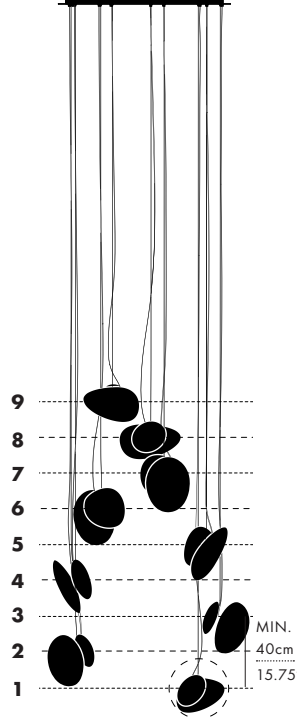
## DOUBLE HELIX

PEB-CHA-9-P-DH- - - - -



96cm | 37.8"

88cm | 34.6"



MAX. 600cm  
236.25"

MIN. 200cm  
78.75"

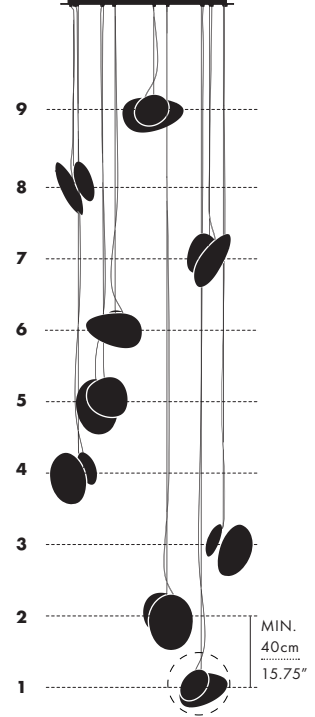
## CLUSTER

PEB-CHA-9-P-CL- - - - - -



96cm | 37.8"

88cm | 34.6"



MAX. 440cm  
173.25"

MIN. 360cm  
141.75"

SERIES	MODEL	TYPE	ARRANGEMENT	GLASS FINISH	CANOPY FINISH	SPECIFIED DROP	PS	VOLTAGE IN
PEB	CHA-9	P	<input type="checkbox"/> HE (HELIX) <input type="checkbox"/> DH (DOUBLE HELIX) <input type="checkbox"/> CL (CLUSTER)	<input type="checkbox"/> PL (ALL PEARL) <input type="checkbox"/> SL (ALL SLATE) <input type="checkbox"/> CI (ALL CITRINE) <input type="checkbox"/> AS (ASSORTED)	<input type="checkbox"/> WH (WHITE SANDEXT) <input type="checkbox"/> BK (BLACK SANDEXT) <input type="checkbox"/> SM (SATIN METAL)	<input type="checkbox"/> ----- CM (please specify drop height in centimeters)	<input type="checkbox"/> UNV <input type="checkbox"/> DAL	<input type="checkbox"/> 120/277 <input type="checkbox"/> 230



# PEBBLE CHANDELIER 12 – P

PENDANT / DESIGNER: LUKAS PEET / 2021

**A-N-D**

MANUFACTURED IN CANADA

A-N-D.COM



PEB-CHA-3-P-HE-AS-SM-300-UNV-120/277

VISIT [A-N-D.COM](http://A-N-D.COM) FOR 3D MODELS INCLUDING REVIT/IES.

## DESCRIPTION

Exquisite compositions of Pebble Pendants create radiant chandeliers emphasizing range and grandeur as they inhabit a space.

## TYPE

Pendant Chandelier

## PENDANT DIMENSIONS

- Ø 35cm / 13.75"
- Weight: 5kg / 11lbs

## GLASS FINISHES



PEARL "PL"

SLATE "SL"

CITRINE "CI"




ASSORTED "AS"

Glass is hand blown, variations in form, colour and size may occur.

## TECHNICAL INFORMATION

- Input Voltage: 110–277V, 220–240V
- Lamping: 12 x Integral 14W 2700K LED, 90+ CRI, 50,000 hours
- Lumens: 12 x 1038 lumens delivered (pearl glass)
- Power Supply: TRIAC/0-10V, DALI

## COLOUR TEMPERATURE



## CERTIFICATIONS



\* APPLICATION: DRY INDOOR LOCATION ONLY

## MATERIALS

- Glass
- Aluminum

## CANOPY DIMENSIONS

- Ø 96cm / 37.5"
- Canopy weight: 22kg / 49lbs
- Hang weight: 82g / 181lbs

## CANOPY FINISHES



WHITE (WH)

BLACK (BK)

SATIN METAL (SM)



FOR CUSTOM FINISHES, PLEASE INQUIRE.

## CUSTOM AVAILABLE

Pebble Chandelier can be expanded further than the shown options.

For custom arrangements and special projects, please contact [info@a-n-d.com](mailto:info@a-n-d.com)

