


TURN

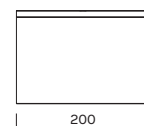


Alluminio
Fascio di luce verso l'alto

Aluminum
Light beam: upward-projected



100



200

5516

5513
5514

Versione 1 LED / 1 LED variant

5516	M 2700°K	W 3000°K	N 4000°K
Potenza/ Power	1x 17W	1x 17W	1x 17W
Lumen	1x 1700 lm	1x 1700 lm	1x 1700 lm
CRI	>90	>90	>90
Alimentazione/ Supply	220-240Vac	220-240Vac	220-240Vac

Articolo
ItemTemperatura
TemperatureFinitura
Finish

5516

M
W
N

-BI

-RU

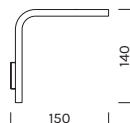
-BV

-NO

-TI



100

150
140

Versione 1 LED / 1 LED variant

5513	M 2700°K	W 3000°K	N 4000°K
Potenza/ Power	1x 17W	1x 17W	1x 17W
Lumen	1x 1700 lm	1x 1700 lm	1x 1700 lm
CRI	>90	>90	>90
Alimentazione/ Supply	220-240Vac	220-240Vac	220-240Vac

Articolo
ItemTemperatura
TemperatureFinitura
Finish

5513

M
W
N

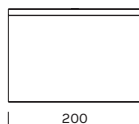
-BI

-RU

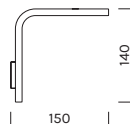
-BV

-NO

-TI



200

150
140

Versione 2 LED / 2 LED variant

5514	M 2700°K	W 3000°K	N 4000°K
Potenza/ Power	2x 17W	2x 17W	2x 17W
Lumen	2x 1700 lm	2x 1700 lm	2x 1700 lm
CRI	>90	>90	>90
Alimentazione/ Supply	220-240Vac	220-240Vac	220-240Vac

Articolo Item	Temperatura Temperature	Finitura Finish
------------------	----------------------------	--------------------

5514

M
W
N

-BI
-RU
-BV
-NO
-TI

