

Soft Spun Halogen Small

SA.5005.1 - Raw

Recessed luminaire for halogen lamp, direct connection to mains.

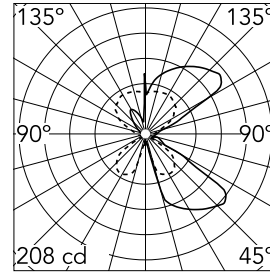


Main specifications

Lamp category	Halogen
Power (W)	120W Max.
Mountings	Wall recessed
Environment	Indoor dry location

Optical

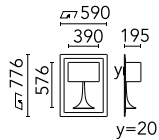

Lighting type	Indirect
Lamp type	QT-DE-12
Light distribution	Symmetric
Optical type	Diffused light



Beam Angle DIR: 67°

h(m)	E(lx)	D(m)
1	208	1.50
2	52	3.00
3	23	4.50
4	13	6.00
5	8	7.49

Luminous flux luminaire
2250 lm



Electrical

Lamp holder	R7S
Emergency	Without

Physical

Color	Raw
Orientation	Fixed
Weight (kg)	11

